

m|devices®

IV052000

Standard Bore Extension Set
75cm

 INSTRUCTION FOR USE

DESCRIPTION

m|devices IV Standard Bore Extension Set has a slide clamp and is 75cm in length. This set is lipid resistant and has a female luer lock to male luer lock with rotating collar. The set should always be primed prior to connecting to a peripheral catheter or access device on an IV administration set.

FOR USE BY A QUALIFIED CLINICIAN. THE BELOW IS ONLY A SUGGESTION AND FACILITY PROTOCOL MUST BE FOLLOWED FOR ALL CLINICAL PROCEDURES WHERE THIS PRODUCT IS USED.

 CAUTION

- Single use only.
- DO NOT re-sterilise.
- DO NOT store at extreme temperatures and humidity, avoid direct sunlight. Handle with care.
- STERILE (EO), DO NOT use if the package or product has been damaged or contaminated.
- EU Notice: any serious incident that has occurred in relation to the device should be reported to the manufacturer and the competent authority of the Member State in which the user and /or patient is established.

STEPS

Ensure aseptic technique is followed at all times.

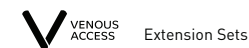
1. Remove protective cap from female luer connector.
2. Connect a pre-filled syringe or IV administration set with sterile fluid to female luer connector.
3. To prime line using a syringe, depress plunger to flush fluid through the set and until the fluid drips out of the distal end of the extension set. Check to ensure that all air from extension set tubing has been expelled. If air bubbles are still visible, continue flushing until completely removed.
4. To prime line by connecting to an already existing primed IV administration set, open roller clamp on IV administration set to allow fluid to flow through extension set tubing until it drips out of the distal end of the set. Check to ensure that all air from extension set tubing has been expelled. If air bubbles are still visible, continue flushing until completely removed. Close roller clamp.
5. Remove protective cap from male luer connector.
6. Connect and secure by inserting male luer connector into access device or peripheral catheter and engage rotating collar.


PRECAUTION


- The security of all connections should be checked once established and monitored during use to prevent disconnection.

m|devices

27 Llewellyn Avenue
Villawood NSW 2163
Australia
T +61(0)2 8718 2800
F +61(0)2 8718 2801



 **BQ Plus Medical Co., Ltd.**
No. 18, Che Ye Road
Che Dun Town, Songjiang
201611 Shanghai, China

 **Prolinx GmbH**
Brehmstr. 56
40239 Duesseldorf
Germany

